

Fund Update

For the quarter ended 30 September 2017

- Hunter Investment Funds
- Hunter Global Fixed Interest Fund

This fund update was first made publicly available on: 27 October 2017

What is the purpose of this update?

This document tells you how the Hunter Global Fixed Interest Fund has performed and what fees were charged. The document will help you to compare the fund with other funds. Implemented Investment Solutions Limited prepared this update in accordance with the Financial Markets Conduct Act 2013. This information is not audited and may be updated.

Description of this fund


Objective: to provide a total return, before costs and tax, 1% higher than the Bloomberg Barclays Global Aggregate Index – 100% New Zealand dollar hedged over the long term.

Strategy: The fund invests in a diversified portfolio of actively managed fixed interest securities, cash and derivatives. The predominant investment is in securities issued by governments, supranationals, local authorities, and corporates. The fund may also invest in emerging market debt, asset backed securities, mortgage backed securities, structured notes, bank loans, high yield securities, mortgage derivatives, preferred securities, unrated securities, cash and cash equivalents, and derivative instruments, including currency hedging instruments. The fund targets being fully hedged to New Zealand dollars).

Total value of the fund	\$NZ 480,474,549
The date the fund started	15 March 2017

What are the risks of investing?

Risk indicator for the Hunter Global Fixed Interest Fund.¹



The risk indicator is rated from 1 (low) to 7 (high). The rating reflects how much the value of the fund's assets goes up and down. A higher risk generally means higher potential returns over time, but more ups and downs along the way.

To help you clarify your own attitude to risk, you can seek financial advice or work out your risk profile at www.sorted.org.nz.

Note that even the lowest category does not mean a risk-free investment, and there are other risks that are not captured by this rating.

This risk indicator is not a guarantee of a fund's future performance. The risk indicator is based on a combination of actual and market index returns data for the 5 years to 30 September 2017. While risk indicators are usually relatively stable, they do shift from time to time. The risk indicator will continue to be updated in future fund updates.

See the product disclosure statement (PDS) for more information about the risks associated with investing in this fund.

How has the fund performed?

	Past year
Annual return (after deductions for charges and tax)	Not applicable
Annual return (after deductions for charges but before tax)	Not applicable
Market index annual return (reflects no deduction for charges and tax)	0.92%

The market index return is the Bloomberg Barclays Global Aggregate Index – 100% New Zealand dollar hedged. Additional information about the market index is available on the offer register at www.companiesoffice.govt.nz/disclose.

What fees are investors charged?

Investors in the Hunter Global Fixed Interest Fund are charged fund charges which are:

	% of net asset value
Total fund charges	0.62%
Which are made up of -	
Total management and administration charges	0.62%
Including -	
Manager's basic fee (including GST)	0.62%
Other management and administration charges (including GST)	0.00%

The 'manager's basic fee' has been estimated. See Note 2 at the end of this fund update for more information about this estimate.

The 'other management and administration charges' have also been estimated. See Note 3 at the end of this fund update for more information about this estimate.

Investors may also be charged individual action fees for specific actions or decisions (for example, for withdrawing from or switching funds). See the PDS for the Hunter Investment Funds on the offer register at www.companiesoffice.govt.nz/disclose for more information about those fees.

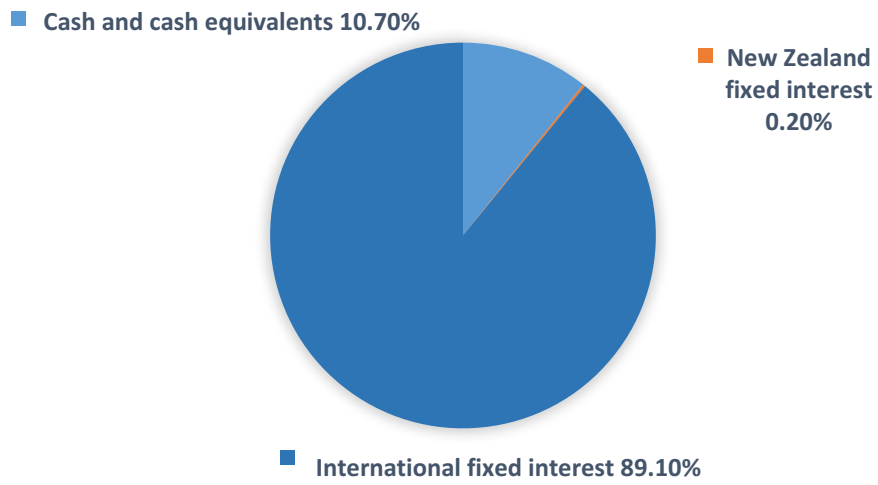
Example of how this applies to an investor⁴

Small differences in fees and charges can have a big impact on your investment over the long term.

What does the fund invest in?

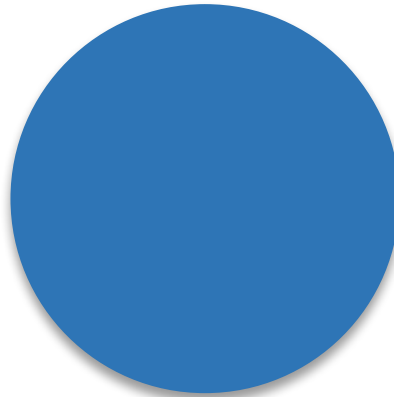
This shows the types of assets that the fund invests in.

Actual investment mix



Target investment mix

International fixed interest 100%



Top 10 investments

	Name	% of Fund net assets	Type	Country	Credit Rating (if applicable)
1	FNMA TBA 3.5% Nov. 30 year	7.84%	International fixed interest	US	AA+
2	Japan Treasury Discount Bill (4/12/2017)	6.16%	Cash and cash equivalents	JP	A1
3	FNMA TBA 3.0% Nov. 30 year	5.24%	International fixed interest	US	AA+
4	US Treasury Note (31/01/2022)	3.96%	International fixed interest	US	AA+
5	Japanese Government Bond (20/09/2034)	2.81%	International fixed interest	JP	A+
6	Japan Treasury Discount Bill (18/12/2017)	2.51%	Cash and cash equivalents	JP	A1
7	Japan Treasury Discount Bill (11/12/2017)	2.51%	Cash and cash equivalents	JP	A1
8	Nykedit Realkredit (01/10/2047)	2.19%	International fixed interest	DK	AAA
9	USD BNP Paribas account	1.79%	Cash and cash equivalents	US	A1
10	US Treasury Inflation Protected (15/01/2023)	1.52%	International fixed interest	US	AA+

The top 10 investments make up 36.53% of the net asset value of the fund.

Key personnel

This shows the directors and employees who have the most influence on the investment decisions of the fund.

Name	Current position	Time in current position	Previous position	Time in previous position
Anthony Edmonds	Managing Director, Implemented Investment Solutions Limited	6 years 11 months	Financial Services Consultant	1 years 2 months
Hugh Stevens	Manager, Fund Hosting, Implemented Investment Solutions Limited	2 years 2 months	Global Head of Private Markets Funds Services, BNP Paribas Securities Services	3 years 7 months
Tony Hildyard	Managing Director, Hunter Investment Management Limited	1 years 0 months	Country Head New Zealand, PIMCO Australia Pty Ltd	7 years 5 months
Sachin Gupta	Executive Vice President and Global Portfolio Manager, Pacific Investment Management Co.	13 years 9 months	Member of ABN AMRO Bank fixed income and currency derivatives group	5 years 9 months
Andrew Balls	CIO Global Fixed Income, Pacific Investment Management Co.	3 years 10 months	Head of European Portfolio Management, Pacific Investment Management Co.	7 years 0 months

Further information

You can also obtain this information, the PDS for the Hunter Investment Funds, and some additional information from the offer register at www.companiesoffice.govt.nz/disclose.

Notes

- ¹ A combination of actual fund returns and market index returns have been used to determine the risk indicator as the fund has not been operating for the required five years. The risk indicator may therefore provide a less reliable indicator of the fund's future volatility. Market index returns have been used for the period to 15 March 2017.
- ² As the GST component of fund charges (such as Supervisor and Manager fees) varies we have estimated GST using the estimated mix of underlying fund charges.
- ³ We have assumed there are no extraordinary expenses such as costs of any litigation or unitholder meetings.
- ⁴ As the fund has not existed for a full year, this calculation is based on the returns from the date of the first fund contribution (15 March 2017).