

Fund Information	31 May 2024			
Fund Size	\$1.535 Billion			
Fund Type	PIE			
Investment management	PIMCO			
Benchmark	Bloomberg Barclays Global Aggregate Index - \$NZ hedged			
Performance (gross)	1 month	3 months	1 Year	3 Year pa
Portfolio (%)	+1.06%	+0.95%	+5.35%	-1.19%
Benchmark (%)	+0.87%	+0.12%	+2.89%	-2.02%
Alpha (%)	+0.19%	+0.83%	+2.46%	+0.83%

The performance in this fact sheet is gross of fees and tax. Investors should also refer to the Quarterly Fund Update, which is available on hunterinvestments.co.nz and business.govt.nz/disclose.

Performance update

The Hunter Global Fixed Interest Fund outperformed its benchmark in May as world markets diverged, Japanese and European interest rates rising through the month while dollar bloc rates generally fell.

Duration and yield curve strategies added value this month, particularly in Europe and Japan, as yields rose in those markets, and in Australia where yields fell. Sector strategies also added value, our overweight to Agency mortgage-backed securities benefitting from tightening spreads.

However, our underweight duration position and focus on shorter maturities in the US detracted slightly as rates fell in that market.

Currency and FX carry strategies had a negligible impact on performance.

Investment markets

Investor optimism returned in May, driven by AI advancements and expectations of a soft economic landing, leading to a rally in risk assets. Credit spreads tightened, and major developed market (DM) equity indices saw gains. US Treasuries also rallied, with the 10-year yield reaching 4.5%. However, European and Japanese government bonds did not benefit, with German Bunds and Japanese Government Bonds (JGBs) experiencing losses. Precious metals performed well, while the US Dollar Index declined. Macroeconomic data showed mixed results. In the US, annual inflation slightly eased, and the labour market weakened, which initially pleased investors. However, strong GDP data and hawkish Federal Reserve comments later tempered rate cut expectations. In other DM economies, the UK saw modest GDP growth and falling inflation, while the Eurozone experienced reaccelerating inflation.

Portfolio positioning

PIMCO continues to maintain a cautious view towards both interest rates and corporate credit, still focusing on relative value positions and diversified alpha strategies.

PIMCO has decreased the Fund's overall duration to 5.2 years, and less than the benchmark's duration of 6.6 years, being largely a reflection of PIMCO's yield curve strategies.

The underweight duration position remains quite targeted, focussed on Japan, North America and Emerging Markets. Elsewhere, PIMCO remain overweight duration in more interest rate sensitive markets or where they see strong evidence of economic slowing, specifically, Australasia and the UK. European duration is near benchmark.

In terms of the yield curve, the Fund has benchmark exposure in the 1-3 maturities and is slightly overweight to 3-5 year maturities. It has a larger overweight to the 5-10 years portion of the curve. The Fund's largest yield curve position remains its underweight to 10 years plus maturities. It is expected that 3-10 year maturities will benefit disproportionately in a variety of scenarios (no landing, soft landing, soft recession) with the an expected positive steepening of the curve, pivoting around 10-year maturities. Longer bonds face increased issuance and potential demand for term premia.

The Fund remains underweight corporate credit generally, targeting high credit quality, the average credit rating of the Fund is AA-.

US Federal Reserve "tapering" programme also sees PIMCO remaining underweight the agency and semi-government sectors but retaining an overweight exposure to the mortgage sector. Securitised assets remain PIMCO's preferred way to take spread exposure offering greater default protection and historically high sector credit margins in the current environment.

Currency strategies remain largely tactical or target portfolio diversification. Currently the fund is overweight emerging market and North American currencies, predominantly against European currencies, including Euro, Australasia and a number of minor currencies.

The Fund continues to have a small allocation to inflation-linked bonds.

Tony Hildyard - 021 830 720

tony.hildyard@harbourasset.co.nz

Manager: Harbour Asset Management Limited

contactus@harbourasset.co.nz

0800 460 830

Important Notice and Disclaimer

This report is provided for general information purposes only. The information provided is not intended to be financial advice. The information provided is given in good faith and has been prepared from sources believed to be accurate and complete as at the date of issue, but such information may be subject to change. Harbour Asset Management Limited is the issuer of Hunter Investment Funds (Funds). A copy of the Product Disclosure Statement (PDS) for the Funds is available at www.hunterinvestments.co.nz/resources/. Past performance is not indicative of future results and no representation is made regarding future performance of the Funds. No person guarantees the performance of any funds managed by Harbour Asset Management Limited

31 May 2024

Hunter Global Fixed Interest Fund
Investment Portfolio Characteristics



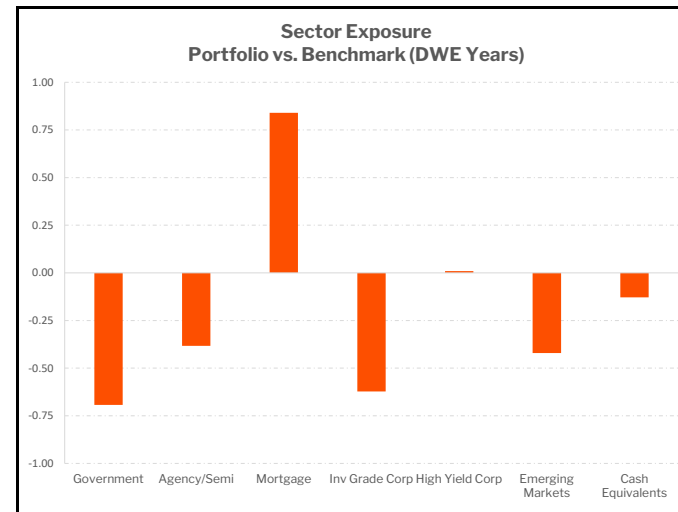
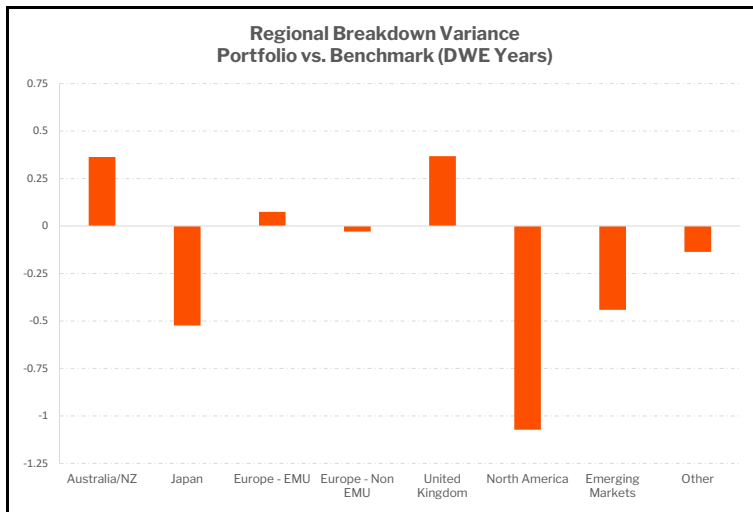
Investment Statistics	
Effective Duration	5.2
Benchmark Duration	6.6
Average Maturity	6.4
Average Coupon	4.1
Average Quality	AA-
Fund Total Carry	6.5
Benchmark Total Carry	5.4

Quality Breakdown		
Market Value % Portfolio		Market Value % Benchmark
54.6	AAA	12.0
7.4	AA	42.4
10.3	A	31.3
25.5	BBB	14.4
2.3	Sub Inv Grade	0.0
100	Total	100

Curve Exposure				
Duration Weighted Exposure		Duration Weighted Exposure		
% Portfolio	% Benchmark		Years Portfolio	Years Benchmark
-1.7	0.1	0 - 1 years	-0.1	0.0
9.6	7.7	1 - 3 years	0.5	0.5
20.8	13.4	3 - 5 years	1.1	0.9
64.5	34.9	5-10 years	3.3	2.3
6.8	43.8	10+ years	0.3	2.9
100	100	Total	5.2	6.6

Regional Breakdown by currency of settlement)				
Duration Weighted Exposure		Duration Weighted Exposure		
% Portfolio	% Benchmark		Years Portfolio	Years Benchmark
8.7	1.3	Australia/NZ	0.4	0.1
6.7	13.3	Japan	0.3	0.9
29.5	22.0	Europe - EMU	1.5	1.4
1.2	1.4	Europe - Non EMU	0.1	0.1
13.4	4.9	United Kingdom	0.7	0.3
36.0	44.7	North America	1.9	2.9
4.8	10.5	Emerging Markets	0.2	0.7
-0.3	1.9	Other	0.0	0.1
100	100	Total	5.2	6.6

Sector Breakdown				
Duration Weighted Exposure		Duration Weighted Exposure		
% Portfolio	% Benchmark		Years Portfolio	Years Benchmark
48.4	48.7	Government	2.5	3.2
2.6	7.9	Agency/Semi	0.1	0.5
31.5	11.9	Mortgage	1.6	0.8
8.7	16.4	Inv Grade Corp	0.4	1.1
0.2	0.0	High Yield Corp	0.0	0.0
11.1	15.1	Emerging Markets	0.6	1.0
-2.4	0.0	Cash Equivalents	-0.1	0.0
100	100	Total	5.2	6.6



ESG Integration (PIMCO)

At PIMCO, we define ESG Integration as the integration of material ESG factors into investment research. We believe incorporating ESG factors should be part of a robust investment process. We recognize that ESG factors are increasingly material inputs into our understanding of global economies, markets, industries and business models. Whether climate change, income inequality, shifting consumer preferences, regulatory risks, human capital management or unethical conduct, ESG factors are important considerations when evaluating long-term investment opportunities. These factors are evaluated across markets and assets classes where applicable. Our commitment to ESG integration was one of the main drivers that led PIMCO to become a signatory to the Principles of Responsible Investment (PRI) in September 2011.

The integration of ESG factors into PIMCO’s investment process seeks to account for material ESG risks in both top-down macro positioning and bottom-up security evaluation. To the extent that ESG risks are material for particular sectors, issuers, etc., our fundamental credit views will reflect this. While ESG scores play a role in security selection for portfolios that follow ESG strategies and guidelines, they are not a criterion for security selection in portfolios that do not follow ESG strategies and guidelines. Additionally, integrating material ESG factors into the evaluation process does not mean that ESG information is the sole consideration for an investment decision; instead, PIMCO’s portfolio managers and analyst teams evaluate a variety of factors, which can include ESG considerations, to make investment decisions. By integrating material ESG factors into the evaluation process, PIMCO is increasing the total amount of information assessed to generate a more holistic view of an investment, in efforts to deliver the best performance outcomes for our clients.

Exclusions

Further to the ESG integration in the PIMCO investment process, the Hunter Global Fixed Interest Fund has the following exclusions (derivative positions that may include exposures as part of a basket are exempt from these restrictions, e.g. Basket CDS for spread trade or hedging etc.):

- Tobacco Companies;
- Armament Manufacturers;
- Cluster munitions development or production;
- The Portfolio will not invest in companies who derive more than 10% of their earnings from pornography or gambling; and
- The Portfolio will not invest in companies who derive more than 10% of their earnings from or whose only, core, or majority business is the exploration, extraction, refining or processing of fossil fuels. In addition, the Portfolio will not invest in any utility who primarily burns fossil fuels. The development or operation of pipelines are excluded from this restriction.

ESG Metrics

	Fund	Benchmark
Gender Diversity (workforce >40% female representation)	41%	22%
Modern Slavery Statement	31%	15%
Majority Independent Board	36%	28%

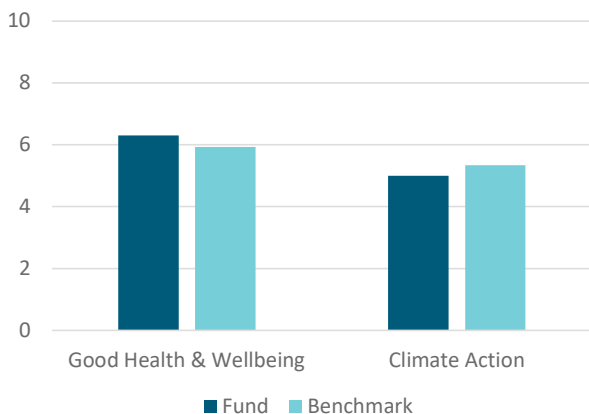
Numbers represent the proportion of holdings meeting the above criteria. We assess only the corporate bond holdings of both the Benchmark and Fund, figures shown are as a percentage of those holdings in order to maintain comparability.

Climate Targets

	Fund	Benchmark
TCFD Recommendations	41%	25%
SBTi Committed	21%	5%
SBTi Targets Set	10%	9%

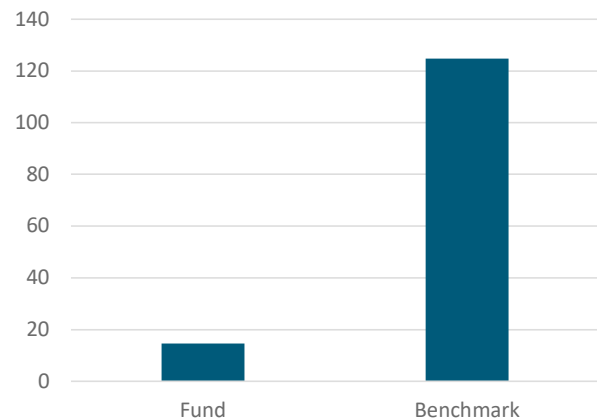
TCFD Recommendations: proportion of portfolio holdings that have committed to adopting recommendations of the Task Force for Climate-Related Financial Disclosures (TCFD). Does not indicate a complete TCFD disclosure.
 SBTi Committed indicates the company has made a public commitment to set a science-based target aligned with SBTi’s target-setting criteria within 24 months.
 ‘Targets Set’ indicates that SBTi has reviewed and validated the company’s target(s).

Contribution to UN SDGs



Represents the overall portfolio impact on progress towards the UN Sustainable Development Goals: 3. Good Health and Wellbeing, and 13. Climate Action, as assessed by ISS. On a scale of 0-10: 0 is a negative impact, 10 a positive impact, and 5 is no net impact.

Scope 1 & 2 Carbon Emissions Intensity (USD)



Scope 1 & 2 Carbon Emissions Intensity reflects the portfolios weighted average total carbon emissions per million USD of revenue, as a proxy of the carbon efficiency per unit of output.

Bloomberg Disclaimer

The BLOOMBERG PROFESSIONAL service, BLOOMBERG Data and BLOOMBERG Order Management Systems (the 'Services') are owned and distributed locally by Bloomberg Finance L.P. ('BFLP') and its subsidiaries in all jurisdictions other than Argentina, Bermuda, China, India, Japan and Korea (the 'BLP Countries'). BFLP is a wholly-owned subsidiary of Bloomberg L.P. ('BLP'). BLP provides BFLP with all global marketing and operational support and service for the Services and distributes the Services either directly or through a non-BFLP subsidiary in the BLP Countries. The Services include electronic trading and order-routing services, which are available only to sophisticated institutional investors and only where necessary legal clearances have been obtained. BFLP, BLP and their affiliates do not provide investment advice or guarantee the accuracy of prices or information in the Services. Nothing on the Services shall constitute an offering of financial instruments by BFLP, BLP or their affiliates. BLOOMBERG, BLOOMBERG PROFESSIONAL, BLOOMBERG MARKET, BLOOMBERG NEWS, BLOOMBERG ANYWHERE, BLOOMBERG TRADEBOOK, BLOOMBERG BONDTRADER, BLOOMBERG TELEVISION, BLOOMBERG RADIO, BLOOMBERG PRESS and BLOOMBERG.COM are trademarks and service marks of BFLP, a Delaware limited partnership, or its subsidiaries.

COMPLIANCE CERTIFICATE

HUNTER GLOBAL FIXED INTEREST FUND

(THE "FUND")

(RETAIL UNIT TRUST)

Investment Mandate Compliance Certificate

for month ended 31st May 2024

Harbour Asset Management Limited (the "Manager"), certifies that to the best of our knowledge, and having made reasonable enquiries, that, and except as specified in this certificate;

1. The Fund has at all times complied with the Fund's Trust Deed;
2. The Fund has complied with internal guidelines as described in the Statement of Investment Policy & Objectives (SIPO), dated 1st September 2023;
3. PIMCO Australia Pty Ltd ("PIMCO") as the appointed underlying specialist investment manager for the Hunter Global Fixed Interest Fund, provides Harbour with a monthly certification of compliance.



Vishwesh Ramachandran
Senior Compliance Analyst
Harbour Asset Management Limited

6 June 2024

Date